

How to sign up for Nordiq Canada's (NC) Introduction to Community Coaching e-learning module

Step 1 : Create a Locker account

- 1- Go to this website : <https://thelocker.coach.ca>
- 2- If you already have a Locker account, log in by entering your NCCP (National Coaching Certification Program) number and your password (go to step 2 below).
- 3- If you don't have a NCCP number and Locker account yet, create one from the link provided on the login page: "Don't have an NCCP#? Create one now!". **Note that if you have already done any type of NCCP training in the past (multisport or sport specific), you DO have a NCCP number. Please use the same one.**
- 4- Then follow the registration process, step by step.

Partner Resources ||| Subscribe to CAC eNews ||| Contact Us ||| Public Transcript ||| YouTube | | Search... EN | FR

coach.ca
REACH HIGHER


Be A Coach What is the NCCP? Coach Training Coach Resources Programs About CAC **The Locker**

LOGIN

NCCP# or Email [lookup my NCCP#](#)

Password [Forgot password?](#)

Remember Me

 [Don't have an NCCP#? Create one now!](#)

LOGIN

- 5- Make sure that you check the box « I want to create a Locker account... for coaching events, and more! »

Partner Resources ||| Subscribe to CAC eNews ||| Contact Us ||| Public Transcript ||| YouTube | | Search... EN | FR

coach.ca
REACH HIGHER

Be A Coach What is the NCCP? Coach Training Coach Resources Programs About CAC **The Locker**

Welcome!

The Locker is an important tool that supports the efforts of all Canadians involved in coach education. Access to this site will provide all coaches with the opportunity to track their progress and guide their development.

The Locker has been developed by the Coaching Association of Canada to support its mission of enhancing the experiences of all Canadian athletes through quality coaching.

ACCESS

Coaches with a Locker account can view/update personal information, coaching records and access printable transcripts.

NCCP Partners can access coach records in their sport or jurisdiction.

QUESTIONS

If you have any questions please contact us by email at coach@coach.ca, or by phone, Monday through Friday, from 8:30 to 4:30 (ET) at 613-235-5000.

REGISTRATION

I want to create a Locker account for access to my transcript, eLearning opportunities, to sign up for coaching events, and more!

Yes! I want to subscribe and receive the latest coaching news, including #CoachToolkit tips, Inside Coaching, and Coaches Plan.

PROFILE

Email

First name

Last name

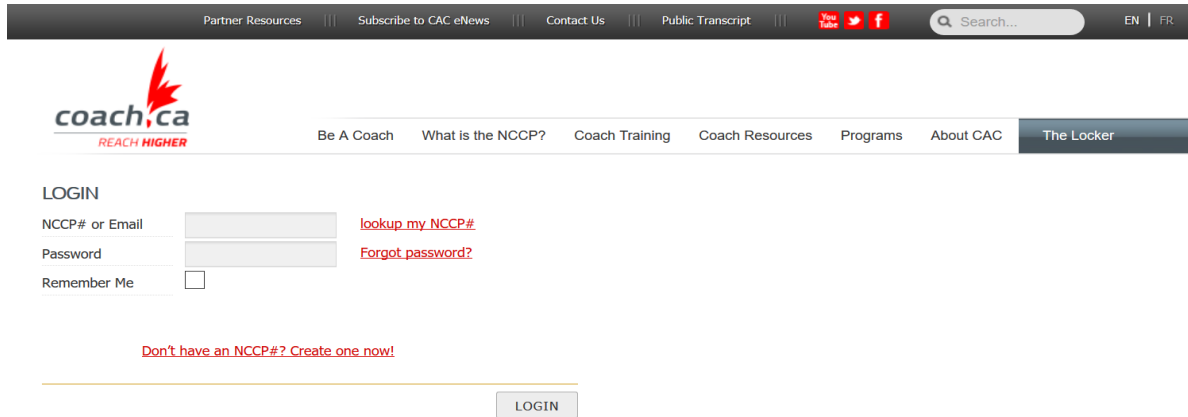
Gender

Birthday

- 6- Once you have completed your registration, you will receive an e-mail notification to validate your e-mail address and asking you to create a password.


Step 2 : Access all e-learning training opportunities in the Locker

- 1- Once you have completed your Locker registration process, go back to the Locker login page and enter your NCCP number and password to access your account.



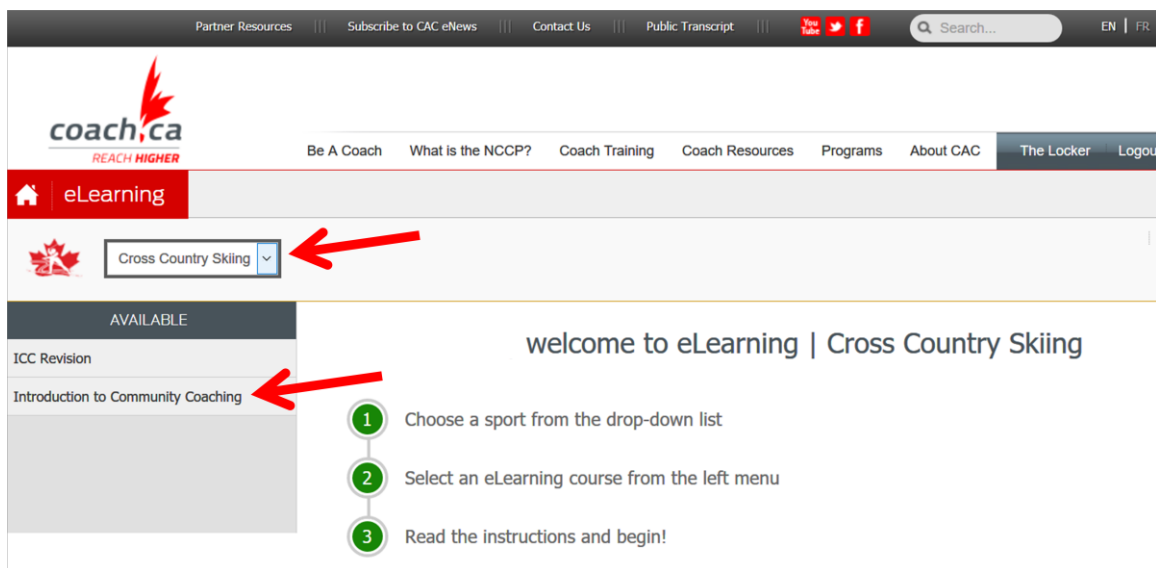
The screenshot shows the login page of the coach.ca website. At the top, there is a navigation bar with links for Partner Resources, Subscribe to CAC eNews, Contact Us, Public Transcript, and social media icons for YouTube, Twitter, and Facebook. A search bar and language options (EN | FR) are also present. Below the navigation bar is the coach.ca logo with the tagline "REACH HIGHER". A secondary navigation bar contains links for Be A Coach, What is the NCCP?, Coach Training, Coach Resources, Programs, About CAC, and The Locker. The main content area is titled "LOGIN" and features a form with fields for "NCCP# or Email" and "Password", a "Remember Me" checkbox, and two links: "lookup_my_NCCP#" and "Forgot_password?". A red link "Don't have an NCCP#? Create one now!" is located below the form. A "LOGIN" button is positioned at the bottom of the form area.

- 2- On the home page of your account (first page to show when you log in), click on "elearning".

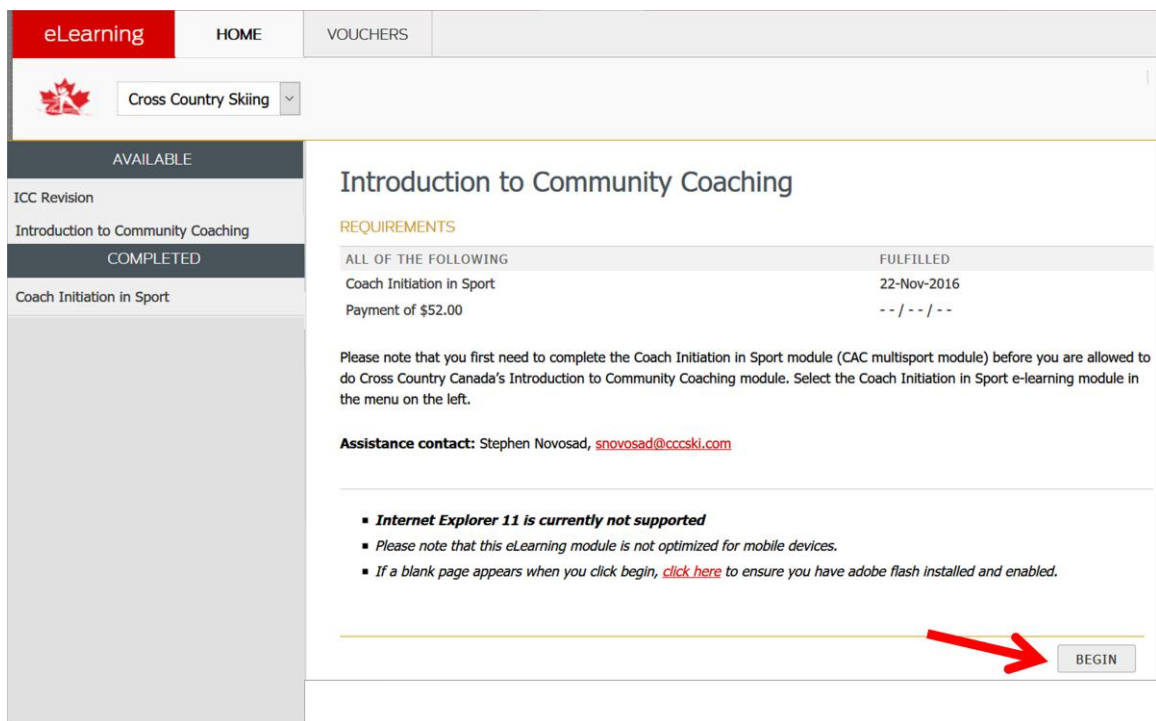


Step 3 : Sign up and complete NC’s “Introduction to Community Coaching” elearning module.

1. Once you have logged into your account, go to the elearning homepage again. This time click on "Cross Country Skiing" in the roll down menu and then on “Introduction to Community Coaching” in the menu on the left.



- 2- Then click on “Pay now” at the bottom of the page. You will be asked to proceed with the payment of the registration fees using a credit card. Once your payment is confirmed, make sure you scroll down to the bottom of the page and click on “Begin”.



- 3- You can now complete your Introduction to Community Coaching training! Once you have started the module, you can quit at any time and continue later on from where you last left the module.

The screenshot shows a web-based training module interface. On the left is a 'Menu' sidebar with a tree structure of topics. The main content area features a title, a large red maple leaf logo with a skier, a grid of 12 small photos of skiers, a 'Let's get started' button, and logos for the National Coaching Certification Program and coach.ca. A progress bar is visible at the bottom.

Menu

- Setting Context
 - Welcome to Cross Country
 - Canada's Introduction to Community Coaching
- Navigation
 - NCCP Context
 - Course Steps
- Step 1: Introduction to Cross Country Canada and Coaching
- Step 2
- Step 3
- Step 4
- Step 5
 - Step 5: Equipment and Clothes
 - Topics in Part 5
 - Clothes for Skiing
 - Layering
 - Clothing for Cross-Country
 - Skiing
 - Head, Hands and Feet!
 - Make a Lesson Plan!
 - Learn More - Tips for Keeping Warm
 - Ski Equipment
 - Ski Equipment
 - Suggestions for Coaches: Equipment
 - Ski Glossary
 - Know the terms
 - Ski Classes - Part 1

ICC Online Module - 2018 08 17 (restricted menu) - final Resources | Notes

Welcome to Cross Country Canada's Introduction to Community Coaching

CROSS COUNTRY SKI DE FOND

Let's get started

National Coaching Certification Program

coach.ca
REACH HIGHER

- 4- When you have completed the module, it will automatically get credited to your account and you will earn the status of Community Coach *In Training*. You will then have the option of continuing your Community Coach training,

Updated May 2026